

LINCOLN UNIVERSITY DAIRY FARM

Weekly Newsletter

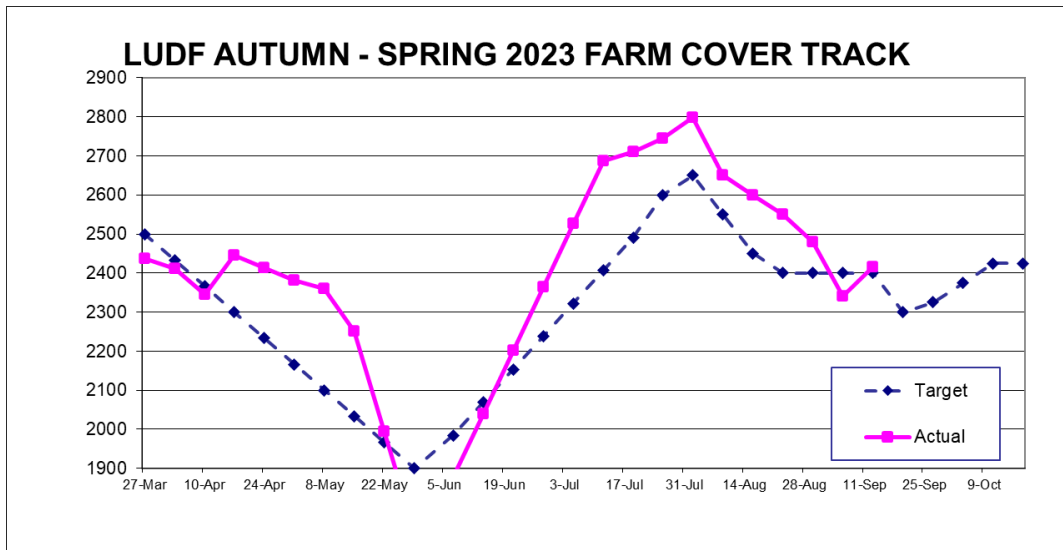
ISSUE NO. 9 | WED 13 SEPTEMBER 2023

WHAT'S BEEN HAPPENING?

Pasture Management

Since last week the round length has dropped by 11 days to 37 days, and by the beginning of next week we will be starting the second round. There is still plenty of pasture available with an average pre-grazing cover of 3196 kgDM/ha which is similar to last year's cover of 3162 kgDM/ha.

The average pasture cover has increased to 2415 kgDM/ha (refer to graph), so we are on target for this week. Traditionally there has been a drop in pasture cover in late September due to the growth rates not meeting cow demand of 60 kgDM/day.



Warmer soil temperatures (an increase to 9.81°C) have boosted pasture growth rates up to 48 kgDM/ha, which is in-line with average September growth rates.

As part of managing feed supply each paddock is receiving fertilizer (30 kg N/ha as Ammo 31) behind the cows, and it is expected to take approximately a month to do the whole farm. Several of the pastures in the south block would benefit from some rolling, due the end of the last lactation being wet and a bit of pugging from stock.



LUDF
Tomorrow's farming, today

 **SIDDC**
South Island Dairying Demonstration Centre

This Week:

- Pasture Update

- Heifer PSM



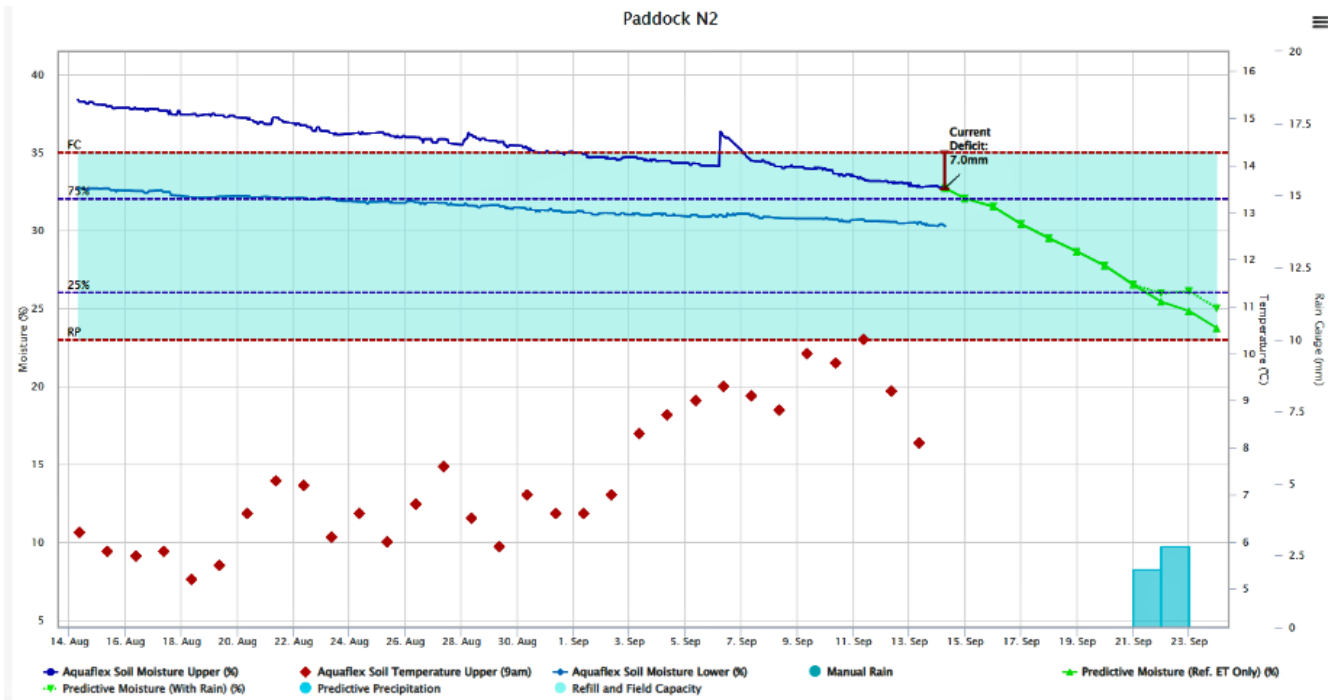
Next Farm Walk

Wednesday

20th August

9am

With the warmer weather and lack of rainfall there is a 7mm deficit from soil field capacity. Irrigation started on Thursday (14 September) and we will continue irrigating to ensure soil moisture is optimum.




Livestock Management

As of Wednesday (13 September) there were 37 cows in the once-a-day mob with 478 cows in the 10-in-7 mob. The current allocation per cow has increased by 0.5 kgDM up to 18 kgDM/cow, with silage still available to milkers (2.3 kgDM/cow).

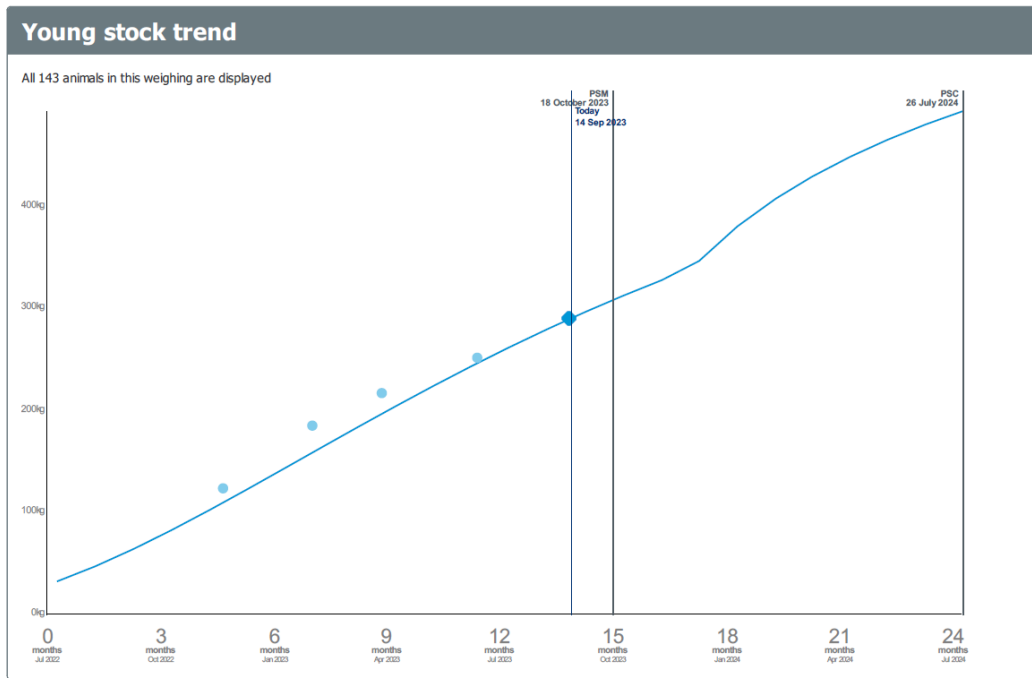
As of last Wednesday (13 September), there were only 45 cows left to calve. The calves are on 700g of milk powder diluted in 2 liters of water and will be weighed in a couple of weeks. Those that are 75kg+ will be weaned off milk onto grass and meal until 100kgs, then transfer onto 100% grass diet.

Reproductive performance is again a key focus for this year to build on last years success. The average breeding worth of the LUDF herd is 227/48 and to maintain selection pressure to achieve the best genetics we need good reproductive performance. Cows have already started displaying bulling behavior and in another couple of weeks we will be assessing cycling. There has been one round of metricure and another will occur on Tuesday (19th September) alongside a BCS. The main herd has a 'planned start of mating' (PSM) for 23rd October, and we aim to bring replacements down from 25% to 20% of the herd.

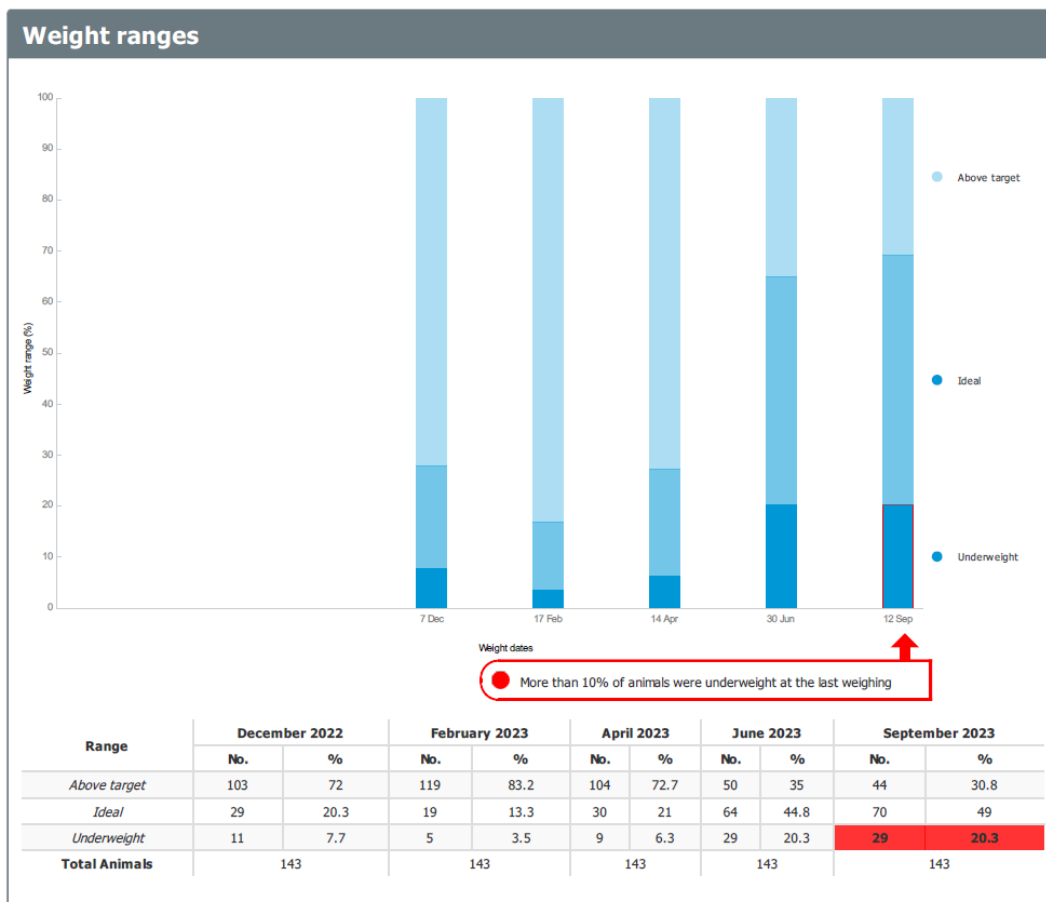
An early PSM (18 October) has been organized for the 143 heifers, with a synchro-program using CIDRs and they will all be mated on the same day (blanket mating). We found this approach advantageous this year, as it gets the heifers calved early and will give them greater opportunity to get back in calf.



The heifers were weighed on Tuesday 12 September, and the average herd weight is on track for being around 300kgs by PSM.



Tools such as MINDA are great for helping us identify at-risk animals. The breakdown for the heifers showed that some preferential feeding will need to occur, as 29 heifers (20.3%) are underweight. In April 72.2% were above target and now the majority (49%) are within the ideal weight range. However, an extra 20 heifers slipped into the underweight category between April and June.



	KEY WEEKLY INFO	Last Week	This Week	1 Year Ago
		6-Sep 23	13-Sep 23	14-Sep 22
Farm Area	Grazing area (Ha)	160	160	160
	Re-grassing (Ha)	0	0	0
Stock Numbers	Cows currently milking to vat	473	507	501
	Cows currently milking NOT to vat	26	8	13
	Total cows milking	499	515	519
	Once-a-day milking cows	92	37	18
	Lame cows current	1	3	5
	Dry cows on farm	0	0	0
Milk Production	Current bulk milk SCC (tgt below 150) (SCC)	140	123	119
	Milk Solids per cow (kgMS/cow)	1.81	1.92	1.78
	Protein:Fat ratio (%)	0.79	0.76	0.78
Feed Budget	Average pasture cover (kgDM/Ha)	2340	2415	2391
	Current Pasture Fed - Milkers (kgDM/cow)	15.39	15.68	-
	Current Silage Fed - Milkers (kgDM/cow)	2.11	2.32	7.13
	Current Demand per cow (kgDM/cow)	17.5	18	-
	Stocking Rate - Milkers (Cows/Ha)	3.1	3.21	3.24
	Current Pasture Demand - Milkers (kgDM/Ha)	-	-	-
	Pasture Growth Rate (kgDM/Ha)	28	48	34
	Pre-grazing cover (ave for week) (kgDM/Ha)	3173	3196	3162
	Residual (ave for week) (kgDM/Ha)	1600	1600	1550
	Round Length (Days)	48	37	44
Farm Conditions	Soil temp average (Aquaflex) (degree C)	8.32	9.81	8.65
	Rainfall (MM)	1.4	0	16.8
	Irrigation days this week (days)	0	0	0
People	Current Roster	5+2	5+2	5+2
	Health & Safety Incidences	nil	nil	nil
	Milking Routine	10 in 7	10 in 7	10 in 7